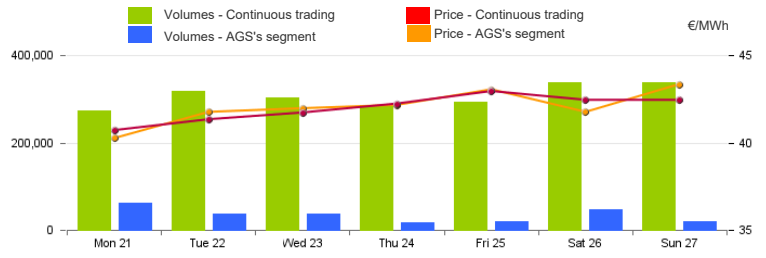


Spot Gas Market (MP-GAS)

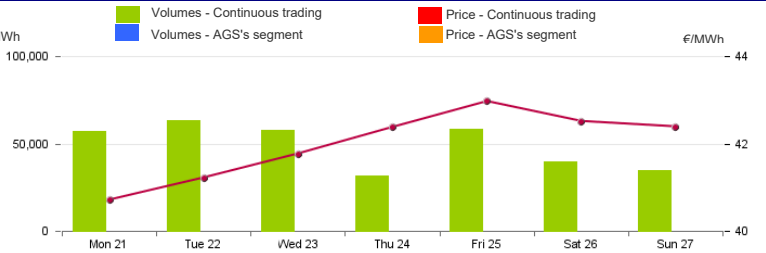
Day-Ahead Gas Market (MGP-GAS)

	Price. €/MWh				Volumes. MWh			
	Average	Var	Min	Max	Total	Var	Daily Products	WE Product
Continuous trading	41.97	+4.6%	40.20	43.35	2,148,888	+1.6%	1,513,128	635,760
	Price. €/MWh				Volumes. MWh			
	Average	Var	Min	Max	Total	Var	Purchases SRG	Sales SRG
AGS's segment	42.04	+4.7%	40.25	43.35	240,696	-37.0%	139,416	212,496



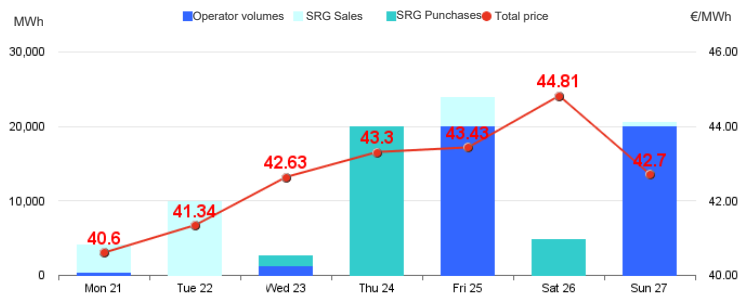
Intra-Day Gas Market (MI-GAS)

	Price. €/MWh				Volumes. MWh			
	Average	Var	Min	Max	Total	Var	Purchases SRG	Sales SRG
Continuous trading	42.00	+3.6%	40.50	43.20	343,776	-39.9%		
	Price. €/MWh				Volumes. MWh			
	Average	Var	Min	Max	Total	Var	Purchases SRG	Sales SRG
AGS's segment	-	-	-	-	-	-	-	-



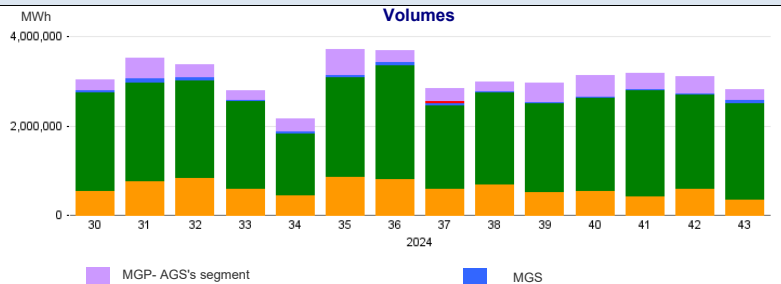
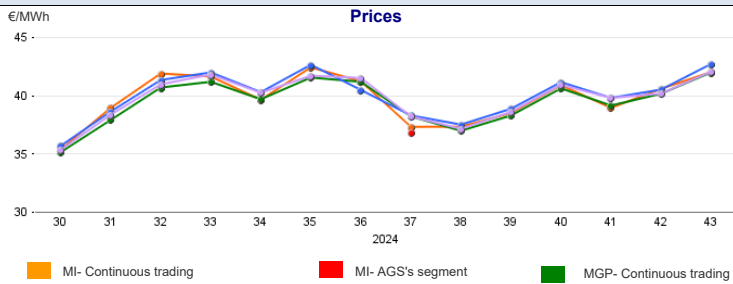
Market for the trading of gas stored (MGS-GAS)

Week	Storage	43	42
Price. (1) €/MWh	Stogit	42.69	40.49
	Edison Stoccaggio	-	-
	Total	42.69	40.49
Volumes. MWh	Stogit	85,671	28,128
	Edison Stoccaggio	-	-
	Total	85,671	28,128
SRG Activity. MWh	Purchases	26,114	6,000
	Balancing (2)	26,114	6,000
	Other purposes (3)	-	-
	Sales	18,153	5,956
	Balancing (2)	18,153	5,956
Other purposes (3)	-	-	



1) The Total price is calculated as a weighted average price for the total volumes exchanged in each storage system.
2) To securely manage any expected deviations between overall network injections and withdrawals pursuant to Art. 2.5 of Annex A, AEEGSI's Resolution 312/2016/R/gas
3) Stored gas trades by Snam Rete Gas (SRG) not included in "Balancing"

Weekly evolution



Forward Gas Market (MT-GAS)

Products	Market					OTC		Total		Open interest*		
	Minimum Price	Maximum Price	Check Price*		Trades	Volumes	Registrations	Volumes	Volumes		Open interest*	
	€/MWh	€/MWh	€/MWh	change %	N.	MWh/d	N.	MWh/d	MWh/d	change %	MWh/d	MWh
BoM-2024-10	-	-	38.44	0.8%	-	-	-	-	-	-	-	-
M-2024-11	-	-	38.88	0.0%	-	-	-	-	-	-	-	-
M-2024-12	-	-	38.80	0.0%	-	-	-	-	-	-	-	-
M-2025-01	-	-	40.63	0.0%	-	-	-	-	-	-	-	-
Q-2025-01	-	-	40.24	0.0%	-	-	-	-	-	-	-	-
Q-2025-02	-	-	38.85	0.0%	-	-	-	-	-	-	-	-
Q-2025-03	-	-	37.45	0.0%	-	-	-	-	-	-	-	-
Q-2025-04	-	-	39.13	0.0%	-	-	-	-	-	-	-	-
SS-2025	-	-	37.75	0.0%	-	-	-	-	-	-	-	-
WS-2025/2026	-	-	38.07	0.0%	-	-	-	-	-	-	-	-
CY-2025	-	-	38.59	0.0%	-	-	-	-	-	-	-	-
Total											0	0

*Referred to the last session of the week