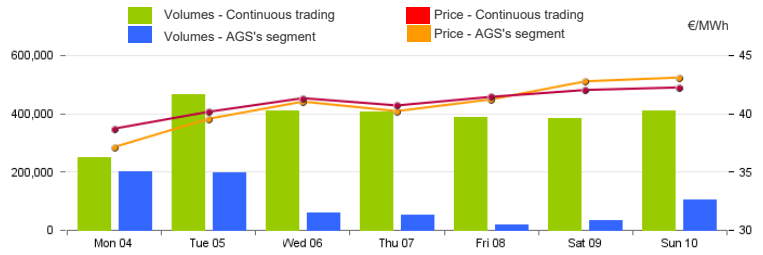


Spot Gas Market (MP-GAS)

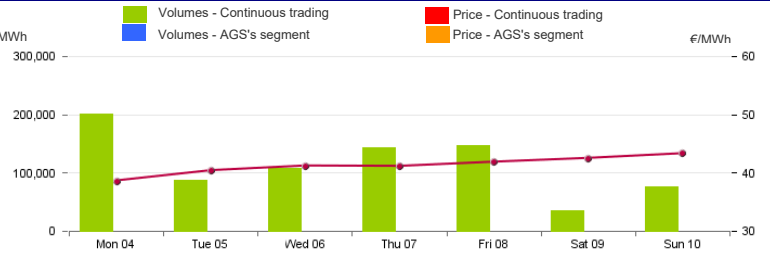
Day-Ahead Gas Market (MGP-GAS)

	Price. €/MWh				Volumes. MWh			
	Average	Var	Min	Max	Total	Var	Daily Products	WE Product
Continuous trading	40.83	-1.1%	37.10	43.30	2,714,208	+10.6%	2,047,536	666,672
	Price. €/MWh				Volumes. MWh			
	Average	Var	Min	Max	Total	Var	Purchases SRG	Sales SRG
AGS's segment	40.69	-0.8%	37.11	43.07	667,584	+32.5%	247,944	471,816



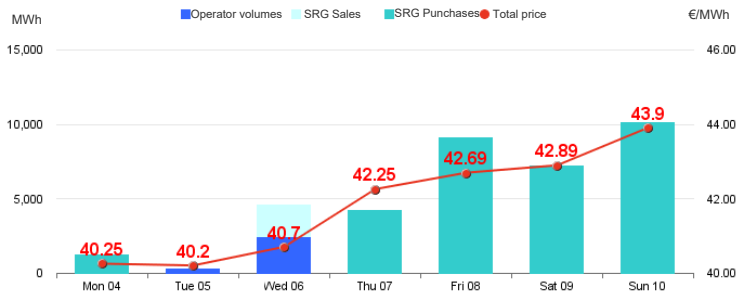
Intra-Day Gas Market (MI-GAS)

	Price. €/MWh				Volumes. MWh			
	Average	Var	Min	Max	Total	Var	Purchases SRG	Sales SRG
Continuous trading	41.31	+1.2%	37.49	43.80	797,664	+19.4%	-	-
	Price. €/MWh				Volumes. MWh			
	Average	Var	Min	Max	Total	Var	Purchases SRG	Sales SRG
AGS's segment	-	-	-	-	-	-	-	-



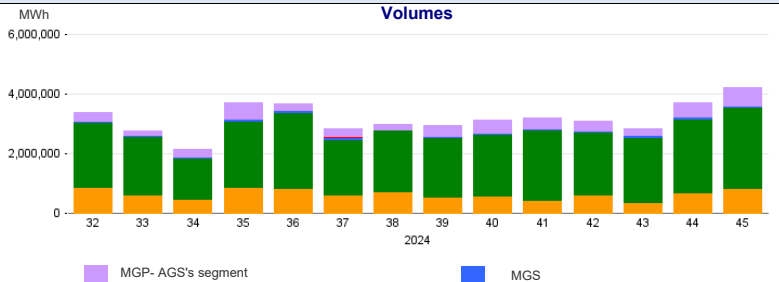
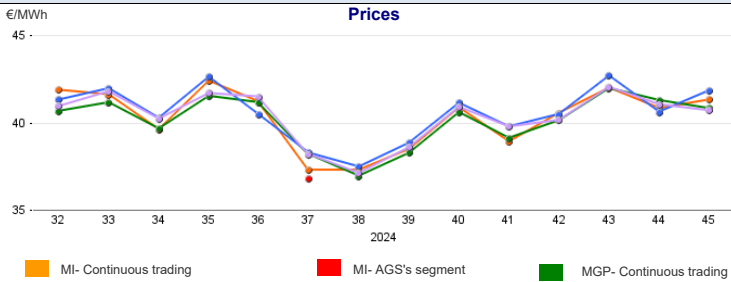
Market for the trading of gas stored (MGS-GAS)

Week	Storage	45	44
Price. (1) €/MWh	Stogit	41.84	40.62
	Edison Stoccaggio	-	-
	Total	41.84	40.62
Volumes. MWh	Stogit	36,703	68,429
	Edison Stoccaggio	-	-
	Total	36,703	68,429
SRG Activity. MWh	Purchases	31,860	51,382
	Balancing (2)	31,860	51,382
	Other purposes (3)	-	-
	Sales	2,175	7,128
	Balancing (2)	2,175	7,128
Other purposes (3)	-	-	



1) The Total price is calculated as a weighted average price for the total volumes exchanged in each storage system.
2) To securely manage any expected deviations between overall network injections and withdrawals pursuant to Art. 2.5 of Annex A, AEEGSI's Resolution 312/2016/R/gas
3) Stored gas trades by Snam Rete Gas (SRG) not included in "Balancing"

Weekly evolution



Forward Gas Market (MT-GAS)

Products	Market				OTC		Total		Open interest*			
	Minimum Price	Maximum Price	Check Price*	Trades	Volumes	Registrations	Volumes	Volumes	change %	MWh/d	MWh	
	€/MWh	€/MWh	€/MWh	change %	N.	MWh/d	N.	MWh/d	MWh/d	change %	MWh/d	MWh
BoM-2024-11	-	-	39.56	-0.3%	-	-	-	-	-	-	-	-
M-2024-12	-	-	45.29	0.0%	-	-	-	-	-	-	-	-
M-2025-01	-	-	45.33	0.0%	-	-	-	-	-	-	-	-
M-2025-02	-	-	45.88	0.0%	-	-	-	-	-	-	-	-
Q-2025-01	-	-	45.68	0.0%	-	-	-	-	-	-	-	-
Q-2025-02	-	-	43.47	0.0%	-	-	-	-	-	-	-	-
Q-2025-03	-	-	43.18	0.0%	-	-	-	-	-	-	-	-
Q-2025-04	-	-	43.70	0.0%	-	-	-	-	-	-	-	-
SS-2025	-	-	44.21	0.0%	-	-	-	-	-	-	-	-
WS-2025/2026	-	-	43.98	0.0%	-	-	-	-	-	-	-	-
CY-2025	-	-	44.02	0.0%	-	-	-	-	-	-	-	-
Total											0	0

*Referred to the last session of the week