



SetService - User Manual

TABLE OF CONTENTS

1. INTRODUCTION4
 1.1 Object..... 4
 2. ACCESS TO THE SET SERVICE5
 3. HOW TO CHANGE THE PASSWORD7
 4. TIMETABLE8
 5. USERS MENU.....9
 6. OPERATORS LIST10
 7. COMMUNICATIONS OF PRO-FORMA INVOICE11
 8. GME’S INVOICE DOWNLOADING.....13
 8.1 Example of the XML file representing GME’s invoice 15
 9. INVOICE UPLOADING20
 9.1 Layout of the XML file representing GME’s notification for invoicing..... 23
 10 XML FILE LINES DETAILS – DOCUMENT TYPE27
 11. OFFSET REPORT33
 12. FILES UPLOADED.....34
 13 STYLE-SHEETS DOWNLOADING35
 14 TRANSACTIONS ON ME WITH A UNIT PRICE BELOW ZERO36

UPDATES

VERSION	DATE	Changes
1.0	28/04/2016	First release
1.1	15/11/2016	First update
1.2	01/01/2019	Second update – Electronic Invoicing between VAT taxable persons

SetService - User Manual

1.3	01/01/2020	Third update
1.4	21/09/2021	Fourth update - XBID
1.5	01/01/2025	Fifth update - TIDE

SetService - User Manual

1. INTRODUCTION

1.1 Object

This document describes the features of the new invoicing platform SetService provided by GME to all Market Participants.

SetService - User Manual

2. ACCESS TO THE SET SERVICE

To access to the SET Service platform users must go to the following links:

- Production: <https://setservice.ipex.it>;
- Testing: <https://provesettlement.ipex.it>

and enter username and password.



System Access
Before to login, please give your credential and authenticate yourself.
[Reset password](#)
[Register](#).

Ⓐ

🔑

If not already held, credentials (username and password) to access the platform can be required at the same links by using the button "Register" located in the login page.

In order to complete their registration, users must fill the following form:

NEW USER

Name	<input style="width: 90%;" type="text" value="SURNAME"/>
Surname	<input style="width: 90%;" type="text" value="NAME"/>
Phone	<input style="width: 90%;" type="text" value="PHONE NUMBER"/>
FAX	<input style="width: 90%;" type="text"/>
Principal email	<input style="width: 90%;" type="text" value="EMAIL"/>
Secondary email	<input style="width: 90%;" type="text" value="user@mydomain.com"/>
Language	<input style="width: 90%;" type="text" value="English"/> ▼
Operators	<input style="width: 90%;" type="text" value="BSP Regional Energy Exchange LLC"/> x
Note	<input style="width: 90%;" type="text"/>

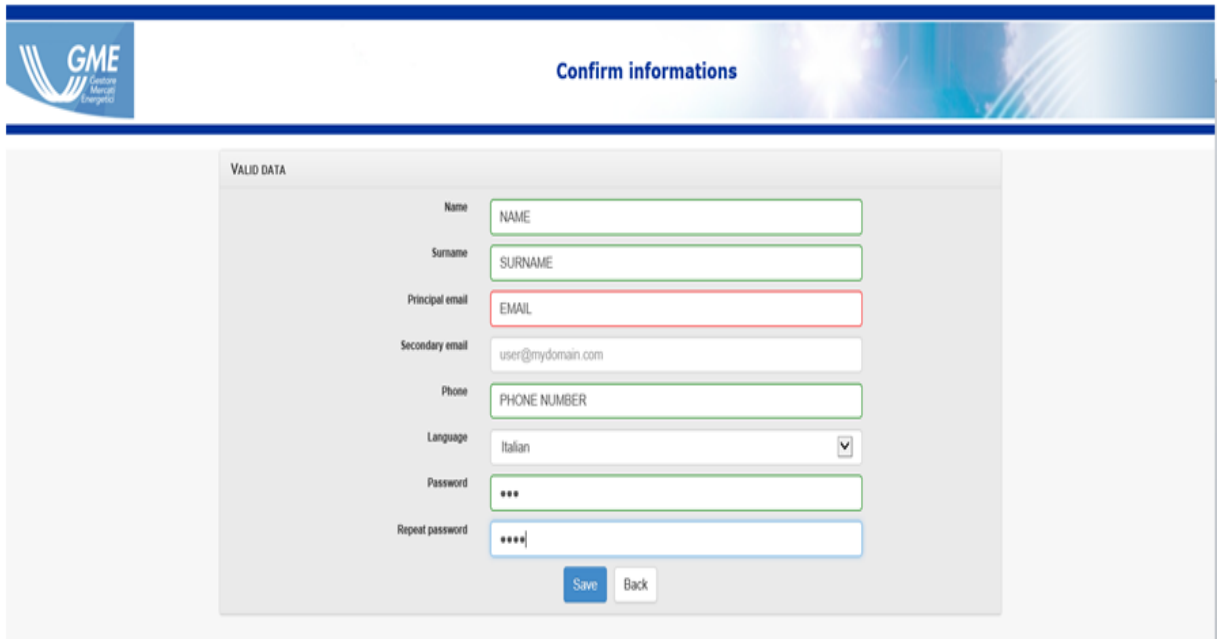
"fax" and "secondary email" are optional fields. The "Operators" field identifies the entities admitted to the markets/platforms managed by GME for which the registration is requested.

After the registration has been completed, the system will send an email to the email address specified by the user in the registration form, confirming that the request will be processed.

SetService - User Manual

Once the request has been processed, if successful, the user will receive an email containing the credentials for the access to the system, otherwise, the user will receive an email containing the reasons of the rejection.

At moment of their first access to the platform, users will have to change or confirm the password¹ automatically provided by the system and the additional data suggested by the form:



VALID DATA

Name	<input type="text" value="NAME"/>
Surname	<input type="text" value="SURNAME"/>
Principal email	<input style="border: 2px solid red;" type="text" value="EMAIL"/>
Secondary email	<input type="text" value="user@mydomain.com"/>
Phone	<input type="text" value="PHONE NUMBER"/>
Language	<input type="text" value="Italian"/> ▼
Password	<input type="password" value="***"/>
Repeat password	<input type="password" value="****"/>

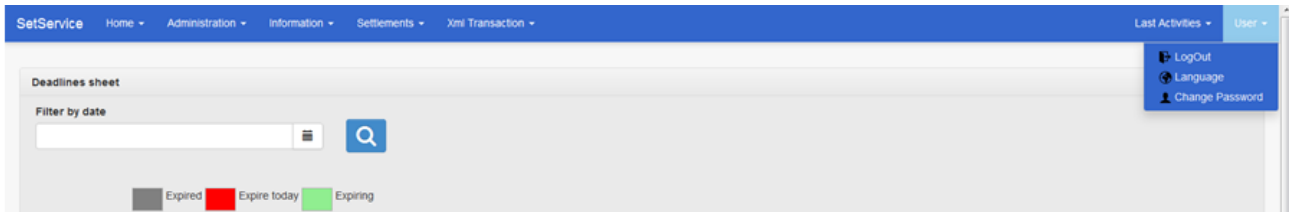
¹ Please note that the password must contain: at least 8 characters, at least one of these categories: lowercase letters (a-z), uppercase letters (A-Z), a numerical digit (0-9), special characters (#\$^+=!*())@%&); it must not refer to information relating to the person, such as name and surname, and also it must not contain 2 consecutive characters of this personal information.

Example: Name Ingrid - Surname Ross - Password not available: In123456#Ro

SetService - User Manual

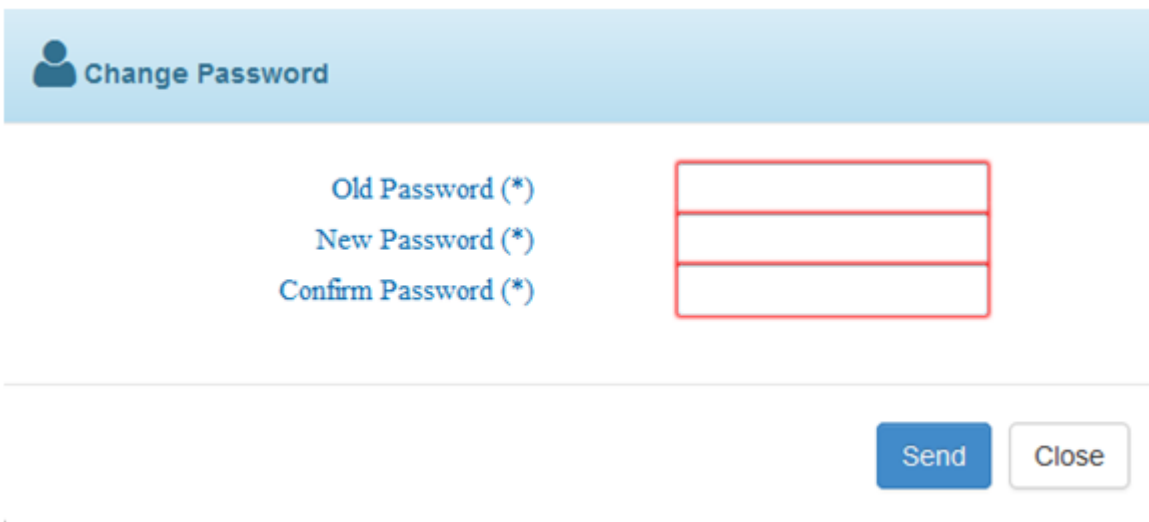
3. HOW TO CHANGE THE PASSWORD

Users can change their password at any time by using the item menu located on the right at the top of the screen:



In order to change the password, please:

- select the button "**User\ Change Password**" in the item menu,
- then enter the old password, the new password and confirm it in the displayed menu:



The 'Change Password' dialog box is shown. It has a title bar with a user icon and the text 'Change Password'. Below the title bar, there are three input fields labeled 'Old Password (*)', 'New Password (*)', and 'Confirm Password (*)'. To the right of these fields are three stacked input boxes. At the bottom right of the dialog, there are two buttons: 'Send' and 'Close'.

SetService - User Manual

4. TIMETABLE

After login, users will access to platform's home page which shows:

- In the left section, the payment due dates in the current month for all the fees arising on the platforms managed by GME;
- In the right section, the payment due dates in the current month for the Market Participant with which the logged-in user is associated.

Scadenario

Filtra per data

Scaduta Scade oggi Non ancora scaduta

Data	Descrizione
22/10/2024	Corrispettivi MGAS
22/10/2024	Corrispettivi ME
22/10/2024	Corrispettivi MB
22/10/2024	Corrispettivi PCE
22/10/2024	Corrispettivi MTE

Fatture Corrispettivi Emesse Aperte

Filtra per Operatore

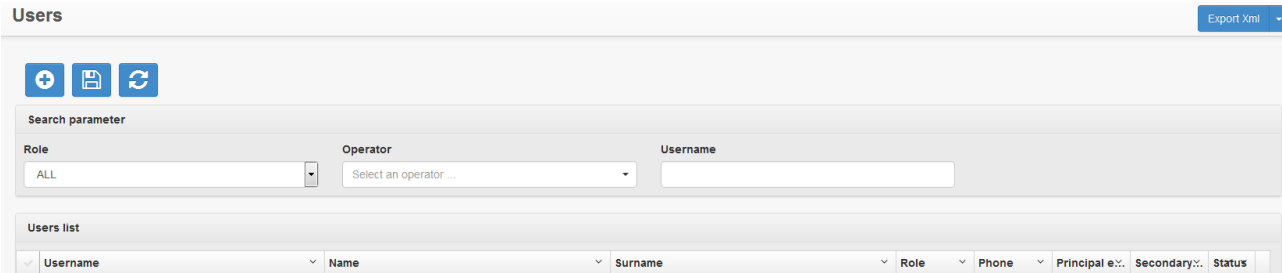
Scaduta Non ancora scaduta

Operatore	Num. Doc.	Dat. Doc. ...	Importo	Descrizione

SetService - User Manual

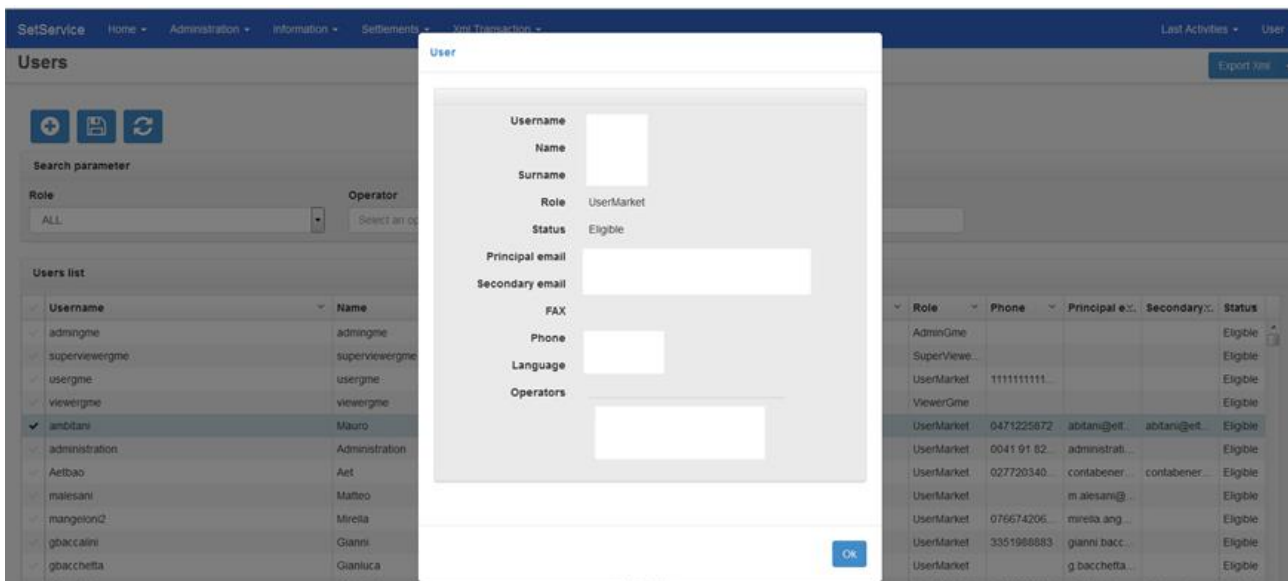
5. USERS MENU

Through the menu "Administration →Users" users will be able to display all the information related to the other users associated with the same Market Participant:



In order to display all the information related to the other users associated, please:

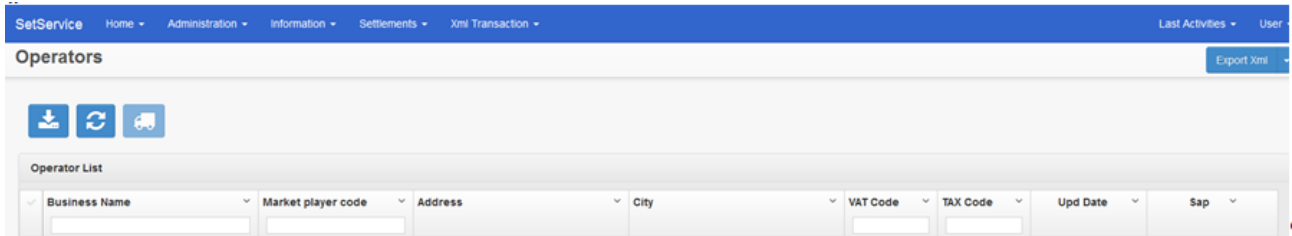
- select the username,
- click the right button of the mouse,
- the selected user's details menu will be displayed as follows.



SetService - User Manual

6. OPERATORS LIST

Through menu "Administration → Operators" users will be able to display all the Market Participants associated with the logged-in user.

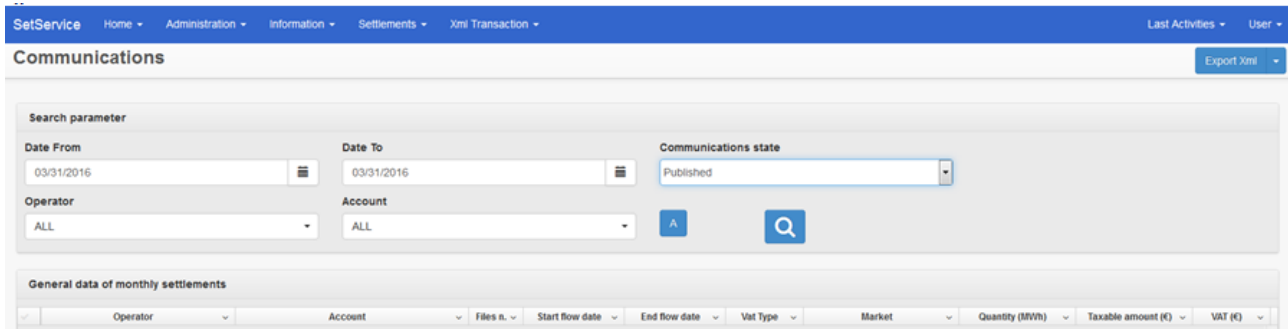
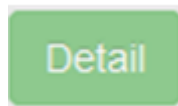


By selecting the Market Participant, using the right button of the mouse, the user can display the selected Market Participant's details divided in three sections: Details, Codes, and Market Participant VAT.

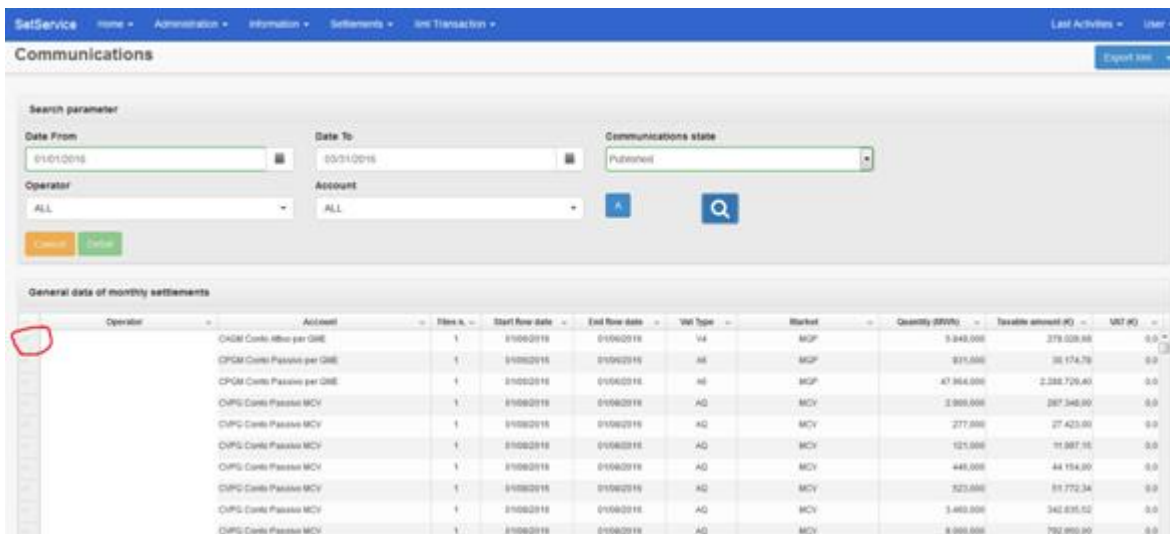
SetService - User Manual

7. COMMUNICATIONS OF PRO-FORMA INVOICE

In order to download communications, users must select the correct reference period in the menu “Settlement→Communications”. Then the users can download the pro-forma invoices as shown below:

Select the proper “account” and press the button , the list of the xml files to download will be displayed as follows:



Operator	Account	Files n.	Start flow date	End flow date	Vat Type	Market	Quantity (MWh)	Taxable amount (€)	VAT (€)
CPM Conto Albo per GME		1	01/01/2016	01/01/2016	14	MGP	0.243.000	278.020,88	0,0
CPM Conto Passivo per GME		1	01/01/2016	01/01/2016	14	MGP	0,0	30.174,79	0,0
CPM Conto Passivo per GME		1	01/01/2016	01/01/2016	14	MGP	47.964.000	2.388.720,40	0,0
CPM Conto Passivo MCV		1	01/01/2016	01/01/2016	AG	MCV	2.900.000	207.340,00	0,0
CPM Conto Passivo MCV		1	01/01/2016	01/01/2016	AG	MCV	277.000	27.423,00	0,0
CPM Conto Passivo MCV		1	01/01/2016	01/01/2016	AG	MCV	125.000	11.987,10	0,0
CPM Conto Passivo MCV		1	01/01/2016	01/01/2016	AG	MCV	448.000	44.154,00	0,0
CPM Conto Passivo MCV		1	01/01/2016	01/01/2016	AG	MCV	323.000	31.772,34	0,0
CPM Conto Passivo MCV		1	01/01/2016	01/01/2016	AG	MCV	3.469.000	342.835,52	0,0
CPM Conto Passivo MCV		1	01/01/2016	01/01/2016	AG	MCV	8.900.000	792.890,00	0,0

From this list, users can display and download the xml files representing the communications:

SetService - User Manual

Communication detail

Selected settlement			
Operator	Account	Start flow date	End flow date
	CVPG Conto Passivo MCV	01/08/2016	01/08/2016
Files n.	Vat Type	Market	Quantity (MWh)
1	AQ	MCV	753,000
Taxable amount (€)	VAT (€)	Total amount (€)	
74.622,30	0,00	74.622,30	

Settlement XML files					
Creation date	Document type	File type	File name	Note	Download date
22/03/2016	Comunicazioni	Liquidazione Mensile (form...			

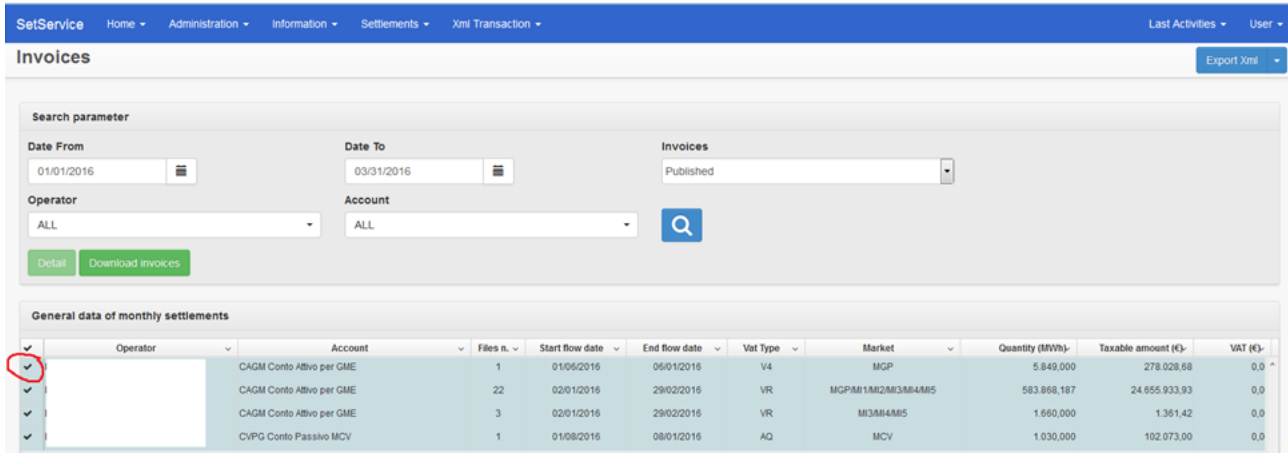
[View XML](#) [Download XML](#)

[Close](#)

SetService - User Manual

8. GME'S INVOICE DOWNLOADING

From the menu “Settlement→Invoices”, by selecting the reference period, the users can download the invoices – exclusively when the conditions provided for by the legislation currently in force for the electronic invoicing and the related implementing provisions do not occur² - as shown below:



Operator	Account	Files n.	Start flow date	End flow date	Vat Type	Market	Quantity (MWh)	Taxable amount (€)	VAT (€)
	CAGM Conto Attivo per GME	1	01/06/2016	06/01/2016	V4	MGP	5.849,000	278.028,88	0,0
	CAGM Conto Attivo per GME	22	02/01/2016	29/02/2016	VR	MCPM1M2M3M4M5	583.868,187	24.655.933,93	0,0
	CAGM Conto Attivo per GME	3	02/01/2016	29/02/2016	VR	M3M4M5	1.660,000	1.361,42	0,0
	CVPG Conto Passivo MCV	1	01/08/2016	08/01/2016	AG	MCV	1.030,000	102.073,00	0,0

Detail

- Select the proper “account” and press the button
- the list of xml/PDF files to view and/or download will be displayed as below:

² In case the regulatory conditions for electronic invoicing apply, GME's active invoices will be transmitted through the Sistema di Interscambio (SDI).

SetService - User Manual

Invoice detail

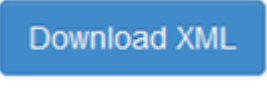
Selected settlement			
Operator	Account	Start flow date	End flow date
	CAGM Conto Attivo per GME	02/01/2016	02/29/2016
Files n.	Vat Type	Market	Quantity (MWh)
22	VR	MGPM1/M2/M3/M4/M5	58368.187
Taxable amount (€)	VAT (€)	Total amount (€)	
2465933.93	0	2465933.93	


Settlement XML files						
Stato	Creation date	Document type	File type	File name	Note	Download date
PUB	25/03/2016	Fatture	Liquidazione Mensile ...			
PUB	25/03/2016	Fatture	Liquidazione Mensile ...			
PUB	25/03/2016	Fatture	Liquidazione Mensile ...			
PUB	25/03/2016	Fatture	Liquidazione Mensile ...			
PUB	25/03/2016	Fatture	Liquidazione Mensile ...			
PUB	25/03/2016	Fatture	Liquidazione Mensile ...			
PUB	25/03/2016	Fatture	Liquidazione Mensile ...			
PUB	25/03/2016	Fatture	Liquidazione Mensile ...			
PUB	25/03/2016	Fatture	Liquidazione Mensile ...			


[View XML](#)
[Download XML](#)
[Edit XML](#)
[View PDF](#)
[Download PDF](#)

[Close](#)

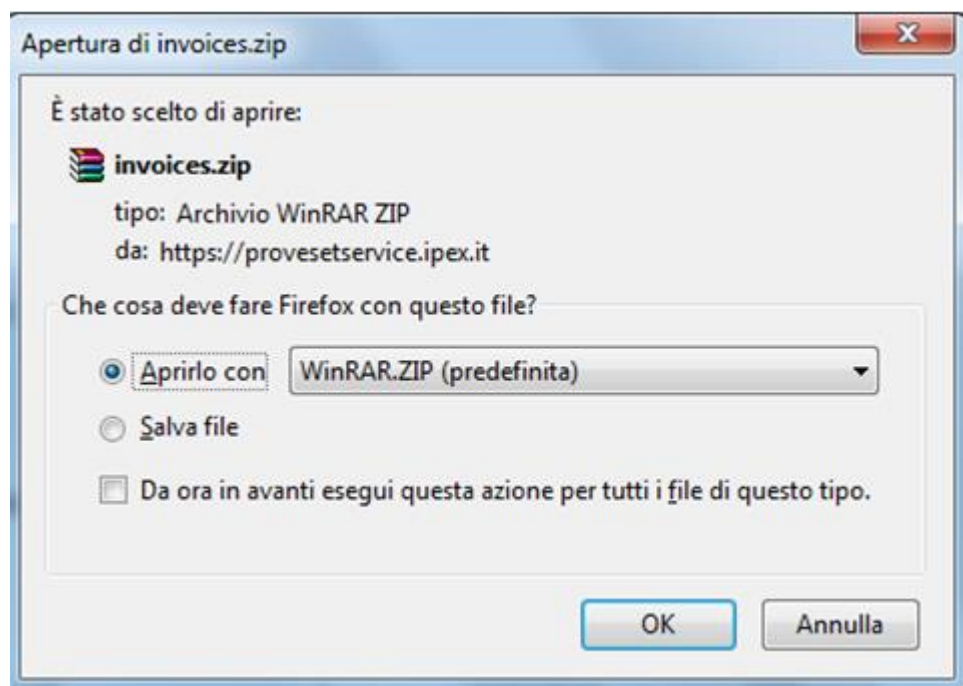
The users can also use the following buttons – exclusively when the conditions provided for by the legislation currently in force for the electronic invoicing and the related implementing provisions do not occur:

-  allows the user to display the invoice in XML format;
-  allows the user to download the invoice in XML format;
-  allows the user to display the invoice in PDF format;
-  allows the user to download the invoice in PDF format.



Finally, by pressing the button , the user can download all the PDF invoices available in ZIP format exclusively when the conditions provided for by the legislation currently in force for the electronic invoicing and the related implementing provisions do not occur:

SetService - User Manual



GME's invoices are transmitted to the Market Participants, exclusively upon recurrence of the conditions provided by the legislation in force from time to time in force for the electronic invoicing and the related implementing provisions, through the Sistema di Interscambio (SDI).

8.1 Example of the XML file representing GME's invoice

The file in XML format is consistent with the table provided by the Italian Revenue Agency and in which the descriptions of the fields in the invoice are also reported.

<?xml version="1.0" encoding="utf-8"?>
<FatturaElettronica xmlns:ds="http://www.w3.org/2000/09/xmldsig#" versione="FPA12" xmlns="http://ivaservizi.agenziaentrate.gov.it/docs/xsd/fatture/v1.2">
<ElectronicInvoiceHeader xmlns="">
<TransmissionData>
<IdTrasmitter>
<IdCountry>IT</IdCountry>
<IdCode>12345678911</IdCode>
</IdTrasmitter>
<ProgressiveSending>000000000</ProgressiveSending>
<TransmissionFormat>FPR12</TransmissionFormat> ³

³ With reference to the Public Administration, this field appears :<TransmissionFormat>FPA12</TransmissionFormat>

SetService - User Manual

<RecipientCode>0000000</RecipientCode>
</TransmissionData>
<TransferorProvider>
<PersonalData>
<VATId>
<CountryId>IT</CountryId>
<CodeId>06208031002</CodeId>
</VATId>
<TaxCode>06208031002</TaxCode>
<Anagrafica>
<CompanyName>Gestore dei Mercati Energetici S.p.A.</CompanyName>
</Anagrafica>
<TaxScheme>RF01</TaxScheme>
</PersonalData>
<LegalAddress>
<Address>Viale Maresciallo Pilsudski 122/124</Address>
<PostalCode>00197</PostalCode>
<Municipality>ROMA</Municipality>
<Province>RM</Province>
<Country />
</LegalAddress>
<REAreistration>
<Office>RM</Office>
<REANumber>953866</REANumber>
<ShareCapital>7500000.00</ShareCapital>
<SoleMember>SU</SoleMember>
<LiquidationStatus>LN</LiquidationStatus>
</REAreistration>
<Contacts>
<Telephone>0680121</Telephone>
<Fax>0680124589</Fax>
<Email>Mesettlement@mercatoelettrico.org</Email>
</Contacts>
</TransferorProvider>
<TransfereeCustomer>
<PersonalData>

SetService - User Manual

<VATId>
<CountryId>IT</CountryId>
<CodeId>12345678911</CodeId>
</VatId>
<Anagrafica>
<CompanyName>OP S.p.A.</CompanyName>
</Anagrafica>
</PersonalData>
<LegalAddress>
<Address>VIA XXX 31</Address>
<PostalCode>20121</PostalCode>
<Municipality>Milano</Municipality>
<Province>MI</Province>
<Country>IT</Country>
</LegalAddress>
</TransfereeCustomer>
</HeaderElectronicInvoice>
<BodyElectronicInvoice xmlns="">
<GeneralData>
<DocumentGeneralData>
<DocumentType>TD01</DocumentType>
<Currency>EUR</Currency>
<Date>2018-04-03</Date>
<Number>2000000140</Number>
<StampData>
<VirtualStamp>YES</VirtualStamp>
<VirtualStamp>0.00</VirtualStamp>
</StampData>
<DocumentTotalAmount>306.82</DocumentTotalAmount>
<Reason>Period: 2018-01-29 - 2018-02-04</Reason>
<Reason>document_type: EW</Reason>
<Reason> Operations carried out on the electricity market during the period indicated </Reason>
<Reason> the expiry and adjustment of this invoice are defined by Technical Rule no. 8 ME as subsequently amended and integrated pursuant to Article 4 of the integrated text of the market rules</Reason>
<Reason>Electricity.</Reason>

SetService - User Manual

<Reason> Where due, stamp duty paid virtually pursuant to Ministerial Decree of 17 June 2014</Reason>

</DocumentGeneralData>

<ConventionData>

<DocumentId>180401000182300</DocumentId>

</ConventionData>

</GeneralData>

<GoodsServicesData>

<LinesDetail>

<LinesNumber>1</LinesNumber>

<ItemCode>

<TypeCode>MGP</TypeCode>

<ValueCode>995892707756704</ValueCode>

</ItemCode>

<Description>Unit:UP_1 ,Date:30/01/2018 ,Time:4am</Description>

<Amount>6.689</Amount>

<UnitOfMeasurement>MWH</UnitOfMeasurement>

<UnitPrice>45.870000</UnitPrice>

<TotalPrice>306.82</TotalPrice>

<VATRate>0.00</VATRate>

<Nature>N6</Nature>

</LinesDetail>

<LinesDetail>

<RecapData>

<VATRate>0.00</VATRate>

<Nature>N6</Nature>

<TAX_CODE>0,00</TAX_CODE>

<Tax>0.00</Tax>

<VATchargeability|</VATchargeability>

</RecapData>

</GoodsServicesData>

<PaymentData>

<PaymentConditions>TP01</PaymentConditions>

<PaymentDetails>

<PaymentMethod>MP05</PaymentMethod>

<PaymentAmount>306.82</PaymentAmount>

</PaymentDetails>

</PaymentsData>

SetService - User Manual

</BodyElectronicInvoice>

</ElectronicInvoice>

With reference to the specifications of the <ItemCode> and <Description> fields related to the Lines Details of the invoices, refer to what is explained in the following paragraph 10 for each of the sub-accounts on the SetService platform.

SetService - User Manual

9. INVOICE UPLOADING

Upon the recurrence of the conditions established by the legislation in force from time to time for the electronic invoicing and the related implementing provisions, Market Participants shall download their notice of proforma invoice from the "SetService" IT platform and transmit the invoice, integrated exclusively with the necessary details, to GME through the SDI.

If the conditions for the application of the above regulation are not met, by selecting the reference period from the menu "Settlement → Upload Invoices Passive", users can upload the invoices in two alternative ways shown below:



1. Upload XML invoice

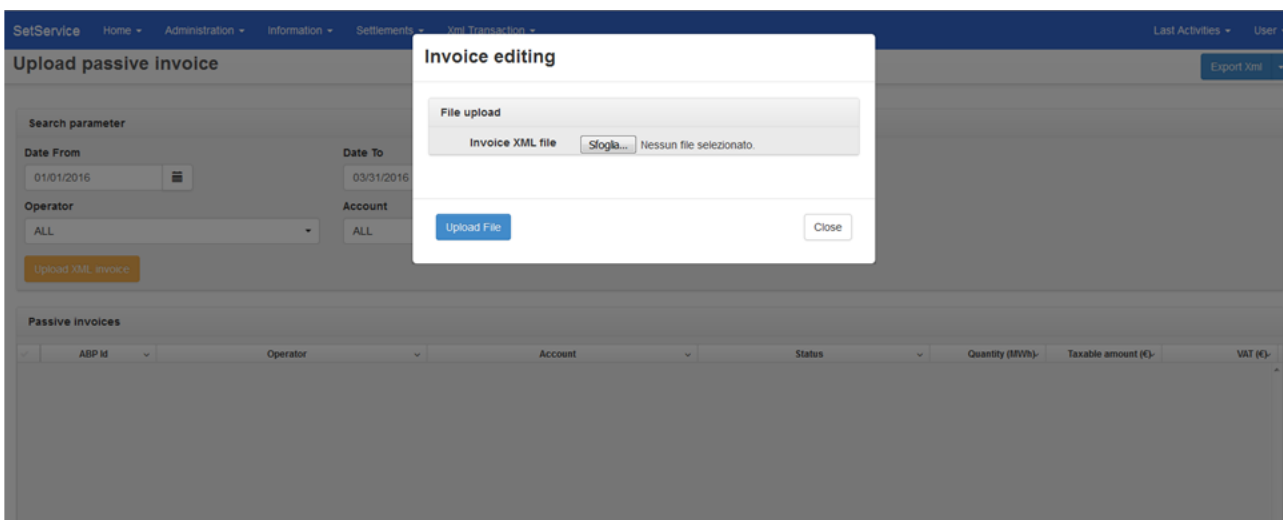
After downloading the communications in xml format as shown in the previous paragraph the user must change the following tags in each document downloaded:

- `<Number>***C***</Number>`: entering the invoice number;
- `<Date>9999-12-31</Date>`: entering the issuing date in format yyyy-mm-dd

Then users can finally upload the XML document as previously modified by pressing on the button



:

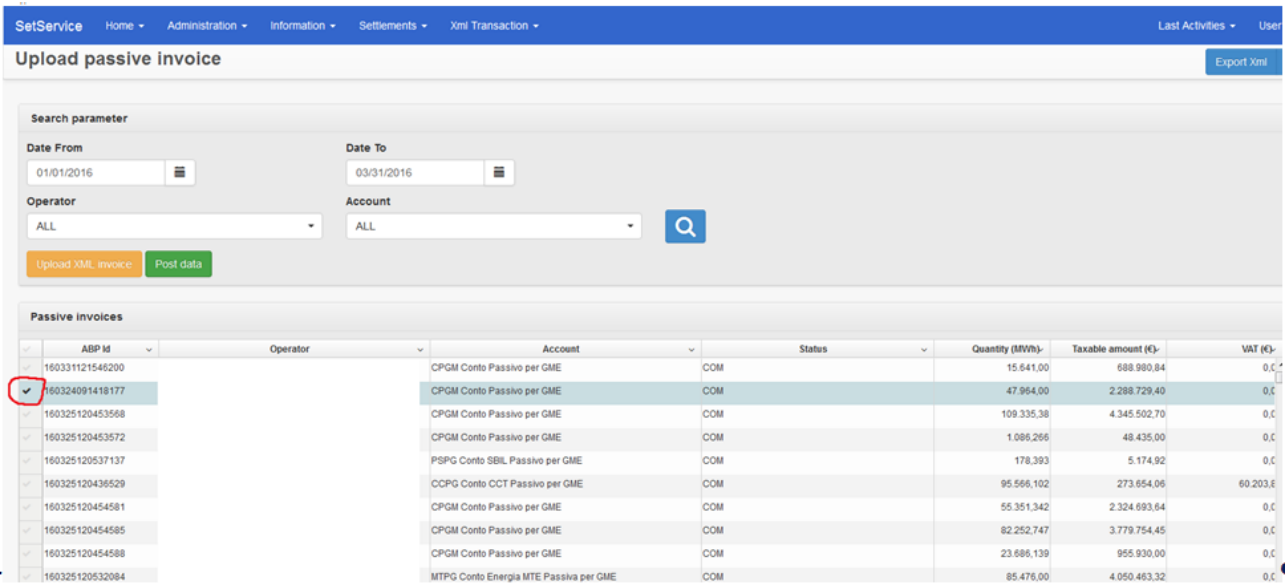


SetService - User Manual

Post data

2. Post data :

The user must select with the mouse the invoice that must be uploaded:



Upload passive invoice Export Xml

Search parameter

Date From: 01/01/2016 Date To: 03/31/2016

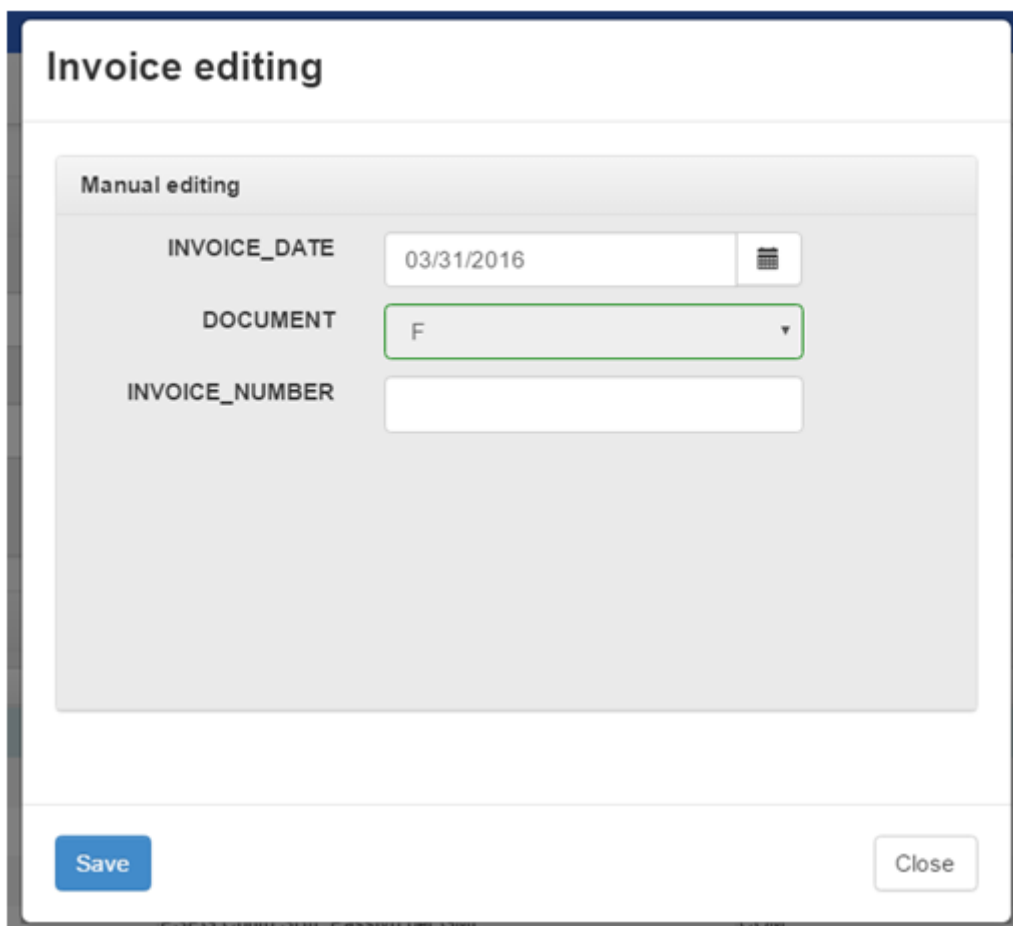
Operator: ALL Account: ALL [Q]

Upload XML invoice Post data

ABP Id	Operator	Account	Status	Quantity (MWh)	Taxable amount (€)	VAT (€)
160331121546200		CPGM Conto Passivo per GME	COM	15.641,00	688.980,84	0,0
160324091418177		CPGM Conto Passivo per GME	COM	47.964,00	2.289.729,40	0,0
160325120453568		CPGM Conto Passivo per GME	COM	109.335,38	4.345.502,70	0,0
160325120453572		CPGM Conto Passivo per GME	COM	1.086,266	48.435,00	0,0
160325120537137		PSPG Conto SBIL Passivo per GME	COM	178,393	5.174,92	0,0
160325120436529		CCPG Conto CCT Passivo per GME	COM	95.566,102	273.654,06	60.203,8
160325120454581		CPGM Conto Passivo per GME	COM	55.351,342	2.324.693,64	0,0
160325120454585		CPGM Conto Passivo per GME	COM	82.252,747	3.779.754,45	0,0
160325120454588		CPGM Conto Passivo per GME	COM	23.686,139	955.930,00	0,0
160325120532084		MTPG Conto Energia MTE Passiva per GME	COM	85.476,00	4.050.463,32	0,0

SetService - User Manual

Only if the conditions provided by the legislation in force from time to time in force concerning electronic invoicing and the related implementing provisions do not occur, the users will display the following menu where the invoice 's details can uploaded:



- < INVOICE_NUMBER >: entering the invoice number;
- <INVOICE_DATE>: entering the issuing date in format yyyy-mm-dd.



Then, pressing the button  the invoice will be automatically uploaded in the system.

9.1 Layout of the XML file representing GME's notification for invoicing

The file in XML format is consistent with the table provided by the Italian Revenue Agency and in which the descriptions of the fields in the invoice are also reported.

<?xml version="1.0" encoding="utf-8"?>
<ElectronicInvoice xmlns:ds="http://www.w3.org/2000/09/xmldsig#" versione="FPA12" xmlns="http://ivaservizi.agenziaentrate.gov.it/docs/xsd/fatture/v1.2">
<ElectronicInvoiceHeader xmlns="">
<TransmissionData>
<TransferorId>
<CountryId>IT</CountryId>
<IdCodee>XXXXXXXXXX</IdCodee>
</TransferorId>
<ProgressiveSending>0000000000</ProgressiveSending>
<TrasmissionFormat>FPR12</TrasmissionFormat>
<RecipientCode>0000000</RecipientCode>
</TrasmissionData>
<TransferorProvider>
<PersonalData>
<VATId>
<CountryId>IT</CountryId>
<CodeId>12345678911</CodeId>
</VATId>
<TaxCode>12345678911</TaxCode>
<Anagrafica>
<CompanyName>OP S.p.A.</CompanyName>
</Anagrafica>
<TaxScheme>RF01</TaxScheme>
</PersonalData>
<LegalAddress>
<Address>VIA XXX 31</Address>
<PostalCode>20121</PostalCode>
<Municipality>Milan</Municipality>
<Province>MI</Province>
<Country >IT</Country>
</LegalAddress>

SetService - User Manual

<RERegistration>
<Office>RM</Office>
<REANumber>953866</REANumber>
<ShareCapital>7500000.00</ShareCapital>
<SoleMember>SU</SoleMember>
<LiquidationStatus>LN</LiquidationStatus>
</RERegistration>
<Contacts>
<Telephone>0680121</Telephone>
<Fax>0680124589</Fax>
<Email>Mesettlement@mercatoelettrico.org</Email>
</Contacts>
</TransferorProvider>
<TransfereeCustomer>
<PersonalData>
<VATId>
<CountryId>IT</CountryId>
<CodeId>06208031002</CodeId>
</VATId>
<Anagrafica>
<CompanyName>Gestore dei Mercati Energetici S.p.A.</CompanyName>
</Anagrafica>
</PersonalData>
<LegalAddress>
<Address>Viale Maresciallo Pilsudski 122/124</Address>
<PostalCode>00197</PostalCode>
<Municipality>ROMA</Municipality>
<Province>RM</Province>
<Country>IT</Country>
</LegalAddress>
</TransfereeCustomer>
</ElectronicInvoiceHeader>
<ElectronicInvoiceBody xmlns="">
<GeneralData>
<DocumentGeneralData>
<DocumentType>TD01</DocumentType>
<Currency>EUR</Currency>

SetService - User Manual

<Date>9999-12-31</Date>
<Number>***C***</Number>
<StampData>
<VirtualStamp>SI</VirtualStamp>
<StampAmount>0.00</StampAmount>
</StampData>
<DocumentTotalAmount>306.82</DocumentTotalAmount>
<Reason>Period: 2018-01-29 - 2018-02-04</Reason>
<Reason>document_type: EW</Reason>
<Reason> Operations carried out on the electricity market in the period indicated </Reason>
<Reason> the expiry and adjustment of this invoice are defined by Technical Rule no. 8 ME as subsequently amended and integrated pursuant to Article 4 of the integrated text of the market rules </Reason>
<Reason>o electricity.</Reason>
<Reason> Where due, stamp duty virtually paid pursuant to Ministerial Decree of 17 June 2014</Reason>
</DocumentGeneralData>
<ConventionData>
<DocumentId>180401000182300</DocumentId>
<ConventionData>
</GeneralData>
<GoodsServicesData>
<LinesDetail>
<LineNumber>1</LineNumber>
<ItemCode>
<TypeCode>MGP</TypeCode>
<ValueCode>995892707756704</ValueCode>
</ItemCode>
<Descrizione>Unit: UP_1 ,Date:30/01/2018 ,Time:4 am</Description>
<Amount>6.689</Amount>
<Unitsofmeasurement>MWH</Unitsofmeasurement >
<UnitPrice>45.870000</UnitPrice>
<TotalPrice>306.82</TotalPrice>
<VATrate>0.00</VATrate>
<Nature>N6</Nature>
</LinesDetail>
<LinesDetail>
<DataRecap>
<VATrate>0.00</VATrate>

SetService - User Manual

<Nature>N6</Nature>
<TAX_CODE>0,00</TAX_CODE>
<Tax>0.00</Tax>
<VATchargeability>I</VATchargeability>
</RecapData>
</GoodsServicesData>
<PaymentData>
<PaymentCondition>TP01</PaymentConditions>
<PaymentDetails>
<PaymentMethod>MP05</PaymentMethod>
<PaymentAmount>306.82</PaymentAmount>
</PaymentDetails>
</PaymentData>
</ElectronicInvoiceBody>
</ElectronicInvoice>

The **<DocumentId>** 180401000182300 **</DocumentId>** field contains a code generated by GME, corresponding to the previous XML file with the name ABPIId, unique for each notice of proforma invoice. This field should not be modified or deleted as used by GME for the reconciliation of invoices.

With regard to the **<CodeId>** XXXXXXXXXXXX **</CodeId>** field within the **<TrasmitterId>** tag, exclusively in cases where transmission of the invoice to the SDI is provided, this field must be completed by the transmitter with his/her/its own unique ID.

As for the **<ItemCode>** and **<Description>** fields related to the Lines Detail of invoices, please refer to the explanation in the following paragraph 10 for each of the sub-accounts on the SetService platform.

SetService - User Manual

10 XML FILE LINES DETAILS – DOCUMENT TYPE

Below are the details of the lines for each type of invoice relating to the following sub-accounts and the relevant document type:

Sub-account	Line Number	<TypeCode>	ValueCode	Description	<Reason> Document Type
Account receivable ME for W+1	#	<MARKET>MGP</MARKET> > or <MARKET>MI1</MARKET> or <MARKET>MI2</MARKET> or <MARKET>MI3</MARKET> or <MARKET>XBID</MARKET> >	(Transaction ID)	Unit, Flow Date and Time	EW
Account payable ME for W+1	#	<MARKET>MGP</MARKET> > or <MARKET>MI1</MARKET> or <MARKET>MI2</MARKET> or <MARKET>MI3</MARKET> or <MARKET>XBID</MARKET> >	(Transaction ID)	Unit, Flow Date and Time	EW
Account receivable ME for W+1 – supplies of services		<MARKET>MGP</MARKET> > or <MARKET>MI1</MARKET> or <MARKET>MI2</MARKET> or <MARKET>MI3</MARKET> or <MARKET>XBID</MARKET> >	(Transaction ID)	Unit, Flow Date and Time	EP
Account payable ME for W+1 – supplies of services		<MARKET>MGP</MARKET> > or <MARKET>MI1</MARKET> or <MARKET>MI2</MARKET> or	(Transaction ID)	Unit, Flow Date and Time	EP

SetService - User Manual

		<MARKET>MI3</MARKET> or <MARKET>XBID</MARKET> >			
Imbalance Account receivable ME for W+1	#	<MARKET>MGP</MARKET> >	(Sub-account PCE)	PCE IMBALANCE, Flow Date and Time	SW
Imbalance Account Payable ME for W+1	#	<MARKET>MGP</MARKET> >	(Sub-account PCE)	PCE IMBALANCE, Flow Date and Time	SW
Imbalance Account receivable ME for W+1 – supplies of services		<MARKET>MGP</MARKET> >	(Sub-account PCE)	PCE IMBALANCE, Flow Date and Time	SP
Imbalance Account Payable ME for W+1 – supplies of services		<MARKET>MGP</MARKET> >	(Sub-account PCE)	PCE IMBALANCE, Flow Date and Time	SP
Account receivable CCT for W+1	#	<MARKET>CCT</MARKET>	(Bid/Offer Code)	Unit, Flow Date and Time	CW
Account payable CCT W+1	#	<MARKET>CCT</MARKET>	(Bid/Offer Code)	Unit, Flow Date and Time	CW
Account receivable for GAS W+1	#	<MARKET>MGPG</MARKET> > or <MARKET>MIG</MARKET> > or <MARKET>MGS</MARKET> > or <MARKET>MTG</MARKET> >	(Transaction ID)	Date, Product: <i>in the case of "MARKET MGS" The "Flow Day of the volumes identified in paragraph 2.5 of the TIB" corresponds to the flow date</i>	GW

SetService - User Manual

Account Payable for GAS W+1	#	<MARKET>MGPG</MARKET> or <MARKET>MIG</MARKET> or <MARKET>MGS</MARKET> or <MARKET>MTG</MARKET>	(Transaction ID)	Date, Product: in the case of "MARKET MGS" The "Flow Day of the volumes identified in paragraph 2.5 of the TIB" corresponds to the flow date	GW
Imbalance Account receivable MGAS for GME	#	<MARKET>SBI</MARKET>	(Bid/Offer Code)	Flow Date	SG
Imbalance Account payable MGAS for GME	#	<MARKET>SBI</MARKET>	(Bid/Offer Code)	Flow Date	SG
Account receivable GO for GME	#	<MARKET>COF</MARKET>	(Transaction ID)	Profile, Product and Date of matching	CO
Account payable GO for GME	#	<MARKET>COF</MARKET>	(Transaction ID)	Profile, Product and Date of matching	CO
Account receivable MTEE	#	<MARKET>TEE</MARKET>	(Transaction ID)	Date of matching and Bid/Offer Id	TT
Account payable MTEE	#	<MARKET>TEE</MARKET>	(Transaction ID)	Date of matching and Bid/Offer Id	TT
Account Fees GAS for GME	#	<MARKET>MGPG</MARKET> or <MARKET>MIG</MARKET> or <MARKET>MGS</MARKET>	(Transaction ID)	Flow Date	GE
Account Fees GO	#	<MARKET>COF</MARKET>	(Transaction ID)	Product, Profile and Date	FO

SetService - User Manual

Account Fees MSD/MB	#	<MARKET>MSD/MB</MARKET>	<Segment>Q1</Segment>	"MSD/MB FEES"	FE
Account Fees MTE	#	<MARKET>MTE</MARKET>	(Transaction ID)	Contract, Date of matching and Bid/Offer Id	FT
Account Fees PCE	#	<MARKET>PCE</MARKET>	(contract)	Date of matching	CE
Account Fees PDR	#	MARKET (Market/Reference Platform)	PDR FEE	Start date and end date validity	PD
Account Fees for GME	#	MARKET (Market/Reference Platform)	<Segment>Q1</Segment>	ME FEES	FE
Account Fees PGAS	#	<MARKET>MPS</MARKET>	(Transaction ID)	Date of matching	GP
Account Fees TEE (MTEE + RegTEE)	#	<MARKET>TEE</MARKET>	(MTEE or RegTEE)	Date of matching	TE
Account Fixed Fee ME	#	<MARKET>FME</MARKET>	YEARLY FIEXED FEE	Start date and end date validity	XM
Account Fee FIXED Market Maker	#	<MARKET>MMF</MARKET>	NONE	Date of session	MM
Account Fee VARIABLE Market Maker	#	<MARKET>MMV</MARKET>	(Transaction ID)	Date of session	MM

SetService - User Manual

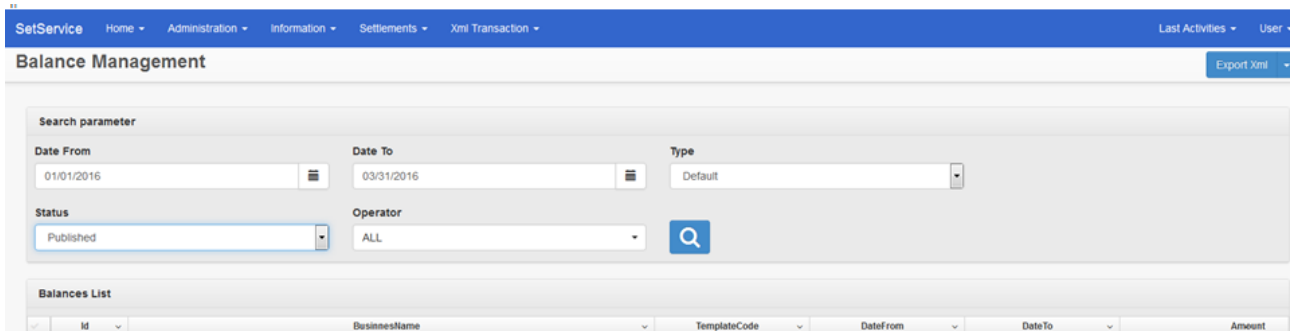
Energy Account MTE receivable for GME	#	<MARKET>MTE</MARKET >	(Transaction ID)	Contract, Date of matching and Bid/Offer ID	MT
Energy Account MTE Payable for GME	#	<MARKET>MTE</MARKET >	(Transaction ID)	Contract, Date of matching ad Bid/Offer ID	MT
Account payable interest MGO	#	<MARKET>IGO</MARKET>	N.A.	MGO INTERESTS	IG
Account Receivable MPEG	#	<MARKET>MPEG</MARKE T>	(Matching ID)	Flow Date	MP
Account Receivable MPEG for W+1 – supplies of services		<MARKET>MPEG</MARKE T>	(Matching ID)	Flow Date	PP
Account Fees MPEG	#	MARKET (Market/Reference Platform)	<Segment>Q1< /Segment>	MPEG FEES	FE
Account Payable MPEG	#	<MARKET>MPEG</MARKE T>	(Matching ID)	Flow Date	MP
Account Payable MPEG for W+1 – supplies of services	#	<MARKET>MPEG</MARKE T>	(Matching ID)	Flow Date	PP
Account Receivable CIC		<MARKET>CIC</MARKET>	(Transaction ID)	Profile, Product and Date of Matching	CI
Account Payable CIC		<MARKET>CIC</MARKET>	(Transaction ID)	Profile, Product and Date of Matching	FC
Account CIC Fees		<MARKET>CIC</MARKET>	(Transaction ID)	Profile, Product and Date of Matching	CI

SetService - User Manual

Account Access Fee ME	<MARKET>ME</MARKET>	(Transaction ID)	Date: DD/MM/YYYY, Product	MA
Account Access Fee PCE	<MARKET>PCE</MARKET>	(Transaction ID)	Date: DD/MM/YYYY, Product	PA
Account receivable Interest and penalties	<MARKET>NEP</MARKET> or <MARKET>NEI</MARKET>	(Transaction ID)	Description	PI
Account payable Interest and penalties	<MARKET>NEP</MARKET> or <MARKET>NEI</MARKET>	(Transaction ID)	Description	PI

11. OFFSET REPORT

In the menu “Settlement→ Balances Management”, users can display a report called “Offset report” and download the file with the related details:



Scarica

After identifying the report by pressing the “Scarica” (Download) button, the user can download the compressed file containing the report in .pdf format. The report shows for each Market Participant the net debit or credit position, together with the .xml files showing the details of the transactions that determined the final balance.

SetService - User Manual

12. FILES UPLOADED

In the menu “Execution Off-line status→ Files uploaded”, the user can display the uploading state of the invoices issued.

SetService Home Administration Information Settlements Xml Transaction Last Activities User

Files Uploaded

Search parameter

Operator: ALL Status: ALL

Start Date: 03/31/2016 End Date: 03/31/2016

Begin Time: 14 0 End Time: 14 59

Search Results

Messages System Messages Message Chart Upload file

Id	Creation Date	File Name	FA Id	FA Creation Date	FA File Name	Status	Act(Suc/Acc/Tot)
122299	03/31/2016 14:32:22	ChangePersonalSettings.Xml	122301	03/31/2016 14:32:24	FA_ChangePersonalSettin...	Reject	(0/0/1)
122295	03/31/2016 14:13:47	ChangePersonalSettings.Xml	122297	03/31/2016 14:13:49	FA_ChangePersonalSettin...	Reject	(0/0/1)
122291	03/31/2016 14:13:42	ChangePersonalSettings.Xml	122293	03/31/2016 14:13:43	FA_ChangePersonalSettin...	Reject	(0/0/1)

Files Uploaded

Search parameter

Operator: ALL Status: ALL

Start Date: 03/31/2016 End Date: 03/31/2016

Begin Time: 14 0 End Time: 14 59

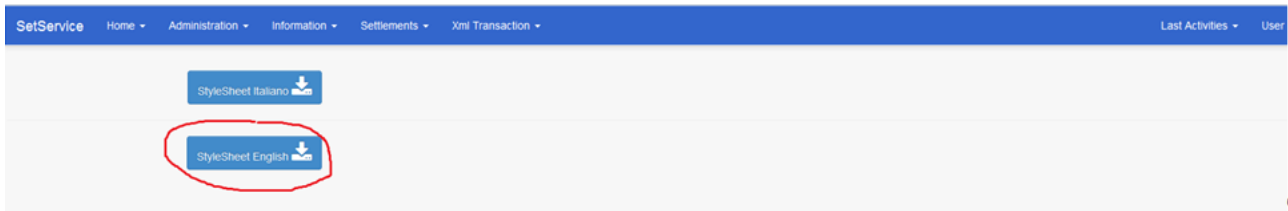
Search Results

Messages System Messages Message Chart Upload file

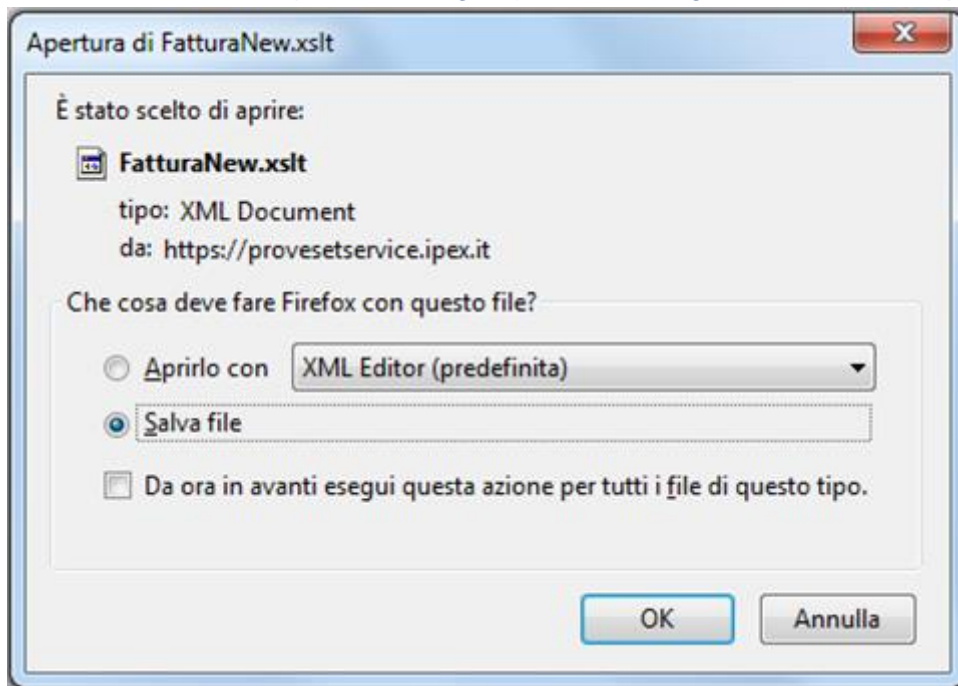
Id	Creation Date	File Name	FA Id	FA Creation Date	FA File Name	Status	Act(Suc/Acc/Tot)
----	---------------	-----------	-------	------------------	--------------	--------	------------------

13 STYLE-SHEETS DOWNLOADING

Only if the conditions provided by the legislation in force from time to time concerning electronic invoicing and the related implementing provisions do not occur, users can download the style-sheets needed to display the XML files in the menu “Information→Style sheets”.



By clicking on the desired version (Italian or English), the following window will be displayed:

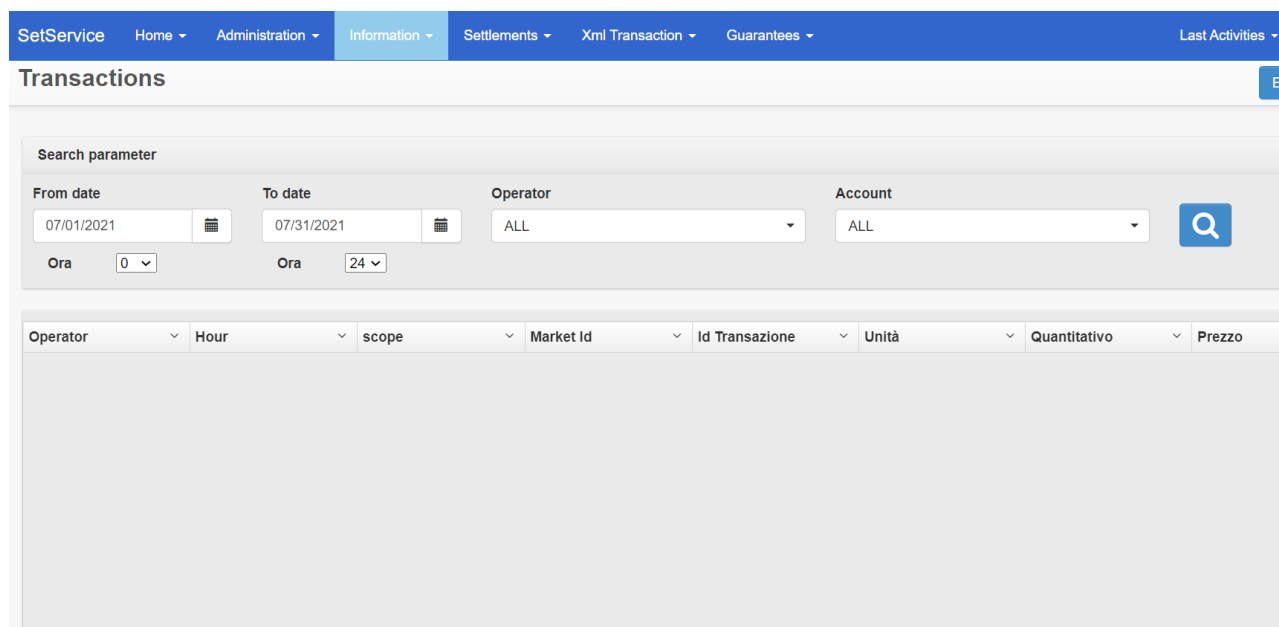


Then save the style-sheet file in the same folder where the XML files downloaded have been previously saved.

SetService - User Manual

14 TRANSACTIONS ON ME WITH A UNIT PRICE BELOW ZERO

All the transactions with a unit price below zero concluded on the Electricity Market, in particular on the MGP (explicit bids/offers related to a program imbalance and/or to the compensatory component), on the MI-A (explicit bids/offers and/or related to the non-arbitrage fee), on the MI-XBID (explicit bids/offers and/or pertaining to the non-arbitrage fee) and on the MPEG, as well as those assigned by GME according to the ME Rules are made available to the Market Participant through a report on the page "Information → Transactions".



The user can filter the report by:

- Range of dates as and the relevant hours;
- Market Participant denomination;
- Sub-account;

obtaining the following result:

SetService - User Manual

SetService Home Administration Information Settlements Xml Transaction Guarantees Last Activities

Transactions

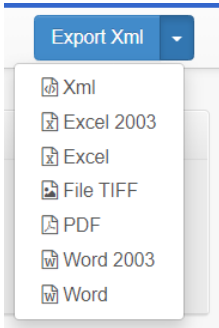
Search parameter

From date: 07/01/2021 To date: 07/31/2021 Operator: ALL Account: ALL

Ora: 0 Ora: 24

Operator	Hour	scope	Market Id	Id Transazione	Unità	Quantitativo	Prezzo
	4	O	MGP	995894341786358		0.102	-109.1
	4	O	MGP	995894341786482		0.058	-109.1
	4	O	MGP	995894341786513		1.242	-109.1
	4	O	MGP	995894341786559		3.387	-109.1
	4	O	MGP	995894341786604		0.613	-109.1
	4	O	MGP	995894341786639		0.72	-109.1
	4	O	MGP	995894341786684		9.343	-109.1
	4	O	MGP	995894341786767		9.532	-109.1
	4	O	MGP	995894341786851		3.063	-109.1
	4	O	MGP	995894341786899		1.683	-109.1
	4	O	MGP	995894341786947		1.423	-109.1
	4	O	MGP	995894341786994		3.935	-109.1

It is possible to download this report in the different formats available in the platform, by clicking on the drop-down menu on the right of the top of the page.



By downloading the detail in .xml format, convertible into .xls format, the following information will be available:

```

-<TransactionNegative>
<Quantity>15.000000</Quantity>
<Price>-7.600000</Price>
<FlowDate>2021-07-03T00:00:00</FlowDate>
<FlowDateExt xmlns:p3="http://www.w3.org/2001/XMLSchema-instance" p3:nil="true"/>
<FlowDateSet>2021-07-06T00:00:00</FlowDateSet>
<MarketId>18</MarketId>

```

SetService - User Manual

```
<UnitCode>UC_XXXXXX_NORD</UnitCode>  
<UnitType>CONS</UnitType>  
<SupplyCode>995894341999366</SupplyCode>  
<ContractName>##CNA</ContractName>  
<SenderId>3</SenderId>  
<OfferType>O</OfferType>  
<marketcode>MI1</marketcode>  
<BusinessName>OPERATORE SPA</BusinessName>  
<FlowHour>3</FlowHour>  
</TransactionNegative>
```

Purchase and sale transactions, with a unit price below zero, will value the economic items related to the corresponding supplies of services with a counter value equal to the exchanged energy and with inverse sign to the latter.

The XML files relating to the supplies of services will be attached to the documentation regarding the Offset report, and will follow the ordinary process of generation of the communications and of issuing the relative invoices to/from the Market Participant.