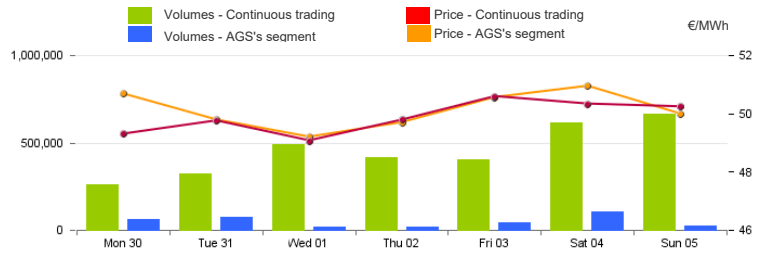


Spot Gas Market (MP-GAS)

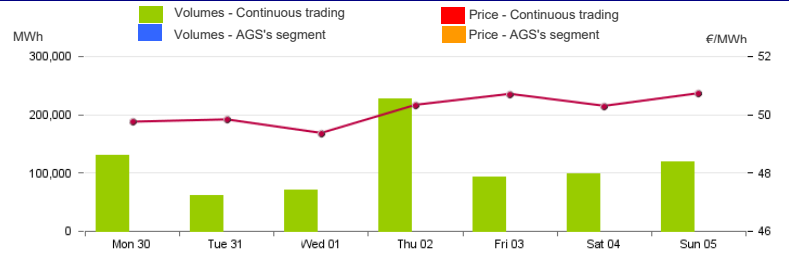
Day-Ahead Gas Market (MGP-GAS)

	Price. €/MWh				Volumes. MWh			
	Average	Var	Min	Max	Total	Var	Daily Products	WE Product
Continuous trading	49.87	+5.6%	48.15	55.00	3,177,096	+43.1%	2,216,136	960,960
	Price. €/MWh				Volumes. MWh			
	Average	Var	Min	Max	Total	Var	Purchases SRG	Sales SRG
AGS's segment	50.12	+5.2%	49.20	50.95	357,264	-49.0%	357,264	16,560



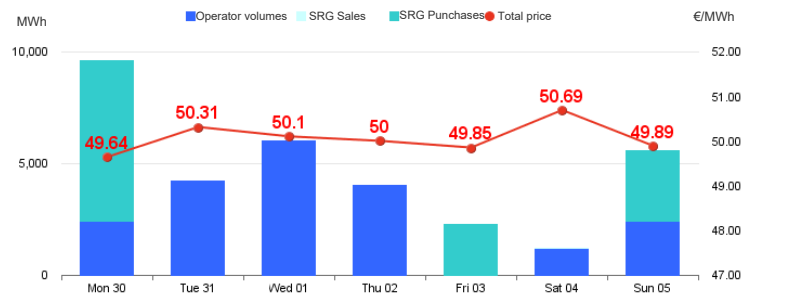
Intra-Day Gas Market (MI-GAS)

	Price. €/MWh				Volumes. MWh			
	Average	Var	Min	Max	Total	Var		
Continuous trading	49.94	+5.5%	48.15	55.00	3,979,752	+29.2%		
	Price. €/MWh				Volumes. MWh			
	Average	Var	Min	Max	Total	Var	Purchases SRG	Sales SRG
AGS's segment	-	-	-	-	-	-	-	-



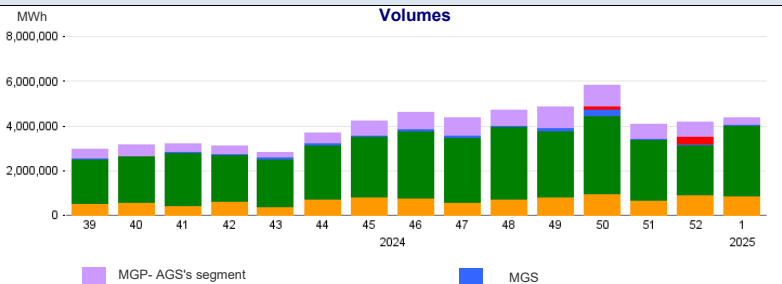
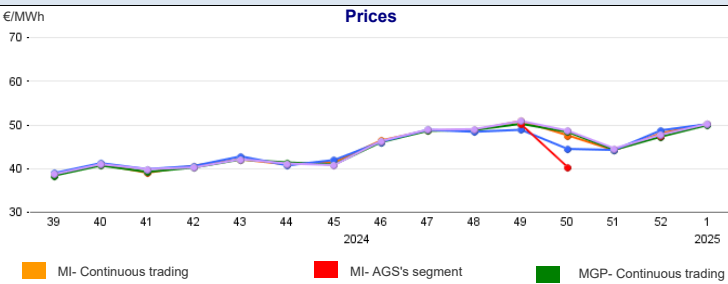
Market for the trading of gas stored (MGS-GAS)

Week	Storage	1	52
Price. (1) €/MWh	Stogit	50.07	48.65
	Edison Stoccaggio	-	-
	Total	50.07	48.65
Volumes. MWh	Stogit	32,894	63,723
	Edison Stoccaggio	-	-
	Total	32,894	63,723
SRG Activity. MWh	Purchases	12,668	63,723
	Balancing (2)	12,668	63,723
	Other purposes (3)	-	-
	Sales	50	50
	Balancing (2)	50	50
Other purposes (3)	-	-	



1) The Total price is calculated as a weighted average price for the total volumes exchanged in each storage system.
2) To securely manage any expected deviations between overall network injections and withdrawals pursuant to Art. 2.5 of Annex A, AEEGSI's Resolution 312/2016/R/gas
3) Stored gas trades by Snam Rete Gas (SRG) not included in "Balancing"

Weekly evolution



Forward Gas Market (MT-GAS)

Products	Market				OTC		Total		Open interest*			
	Minimum Price	Maximum Price	Check Price*	Trades	Volumes	Registrations	Volumes	Volumes	change %	MWh/d	MWh	
	€/MWh	€/MWh	€/MWh	change %	N.	MWh/d	N.	MWh/d	MWh/d	change %	MWh/d	MWh
Q-2025-02	-	-	51.51	-	-	-	-	-	-	-	-	-
SS-2025	-	-	52.75	-	-	-	-	-	-	-	-	-
Q-2025-03	-	-	51.79	-	-	-	-	-	-	-	-	-
WS-2025/2026	-	-	48.57	-	-	-	-	-	-	-	-	-
Q-2025-04	-	-	49.80	-	-	-	-	-	-	-	-	-
M-2025-02	-	-	52.06	-	-	-	-	-	-	-	-	-
M-2025-03	-	-	51.82	-	-	-	-	-	-	-	-	-
BoM-2025-01	-	-	47.25	-	-	-	-	-	-	-	-	-
Q-2026-01	-	-	46.10	-	-	-	-	-	-	-	-	-
CY-2026	-	-	41.44	-	-	-	-	-	-	-	-	-
M-2025-04	-	-	50.40	-	-	-	-	-	-	-	-	-
Total											0	0